


MPPC® (Multi-Pixel Photon Counter)

S13360-2050VE/-3050VE/-6050VE



MPPCs in a chip size package miniaturized through the adoption of TSV structure

The S13360-2050VE/-3050VE/-6050VE are MPPCs for precision measurement miniaturized by the use of TSV (through-silicon via) and CSP (chip size package) technologies. The adoption of a TSV structure made it possible to eliminate wiring on the photosensitive area side, resulting in a compact structure with little dead space compared with previous products. The four-side buttable structure allows multiple devices to be arranged side by side to fabricate large-area devices. They are suitable for applications, such as medical, non-destructive inspection, environmental analysis, and high energy physics experiment, that require photon counting measurement.

Features

- Low crosstalk
- Low afterpulse
- Outstanding photon counting capability (outstanding photon detection efficiency versus numbers of incident photons)
- Compact chip size package with little dead space
- Low voltage ($V_{BR}=53\text{ V typ.}$) operation
- High gain: 10^5 to 10^6

Applications

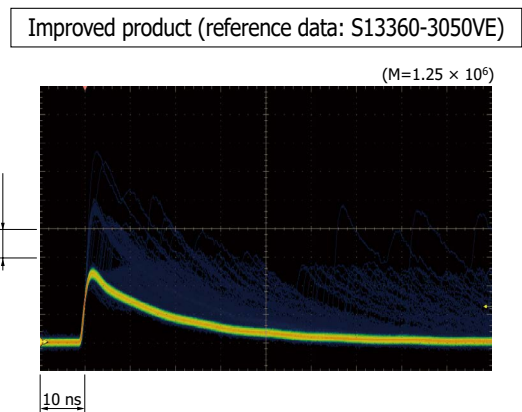
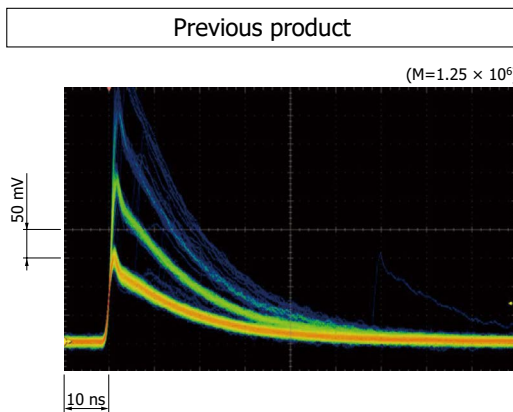
- Astro physical application
- High energy physics experiment
- Nuclear medicine
- PET
- Environmental analysis

Lower noise

When an MPPC detects photons, the output may contain spurious pulses, namely afterpulse and crosstalk, that are separate from the output pulses of the incident photons. Afterpulses are output later than the timing at which the incident light is received. Crosstalk is output from other pixels at the same time as the detection of light.

Previous products achieved lower afterpulse through the improvement of material and wafer process technology, but with the S13360-2050VE/-3050VE/-6050VE, low crosstalk has been achieved in addition to low afterpulse.

☒ Pulse waveform comparison (typical example)



Structure

Parameter	Symbol	S13360			Unit
		-2050VE	-3050VE	-6050VE	
Effective photosensitive area	-	2 × 2	3 × 3	6 × 6	mm
Pixel pitch	-	50			μm
Number of pixels	-	1584	3584	14336	-
Fill factor	-	74			%
Package	-	Glass epoxy			-
Seal material	-	Epoxy resin			-
Refractive index of window material	-	1.55			-

Absolute maximum ratings (Ta=25 °C)

Parameter	Symbol	Value	Unit
Operating temperature*1	Topr	-20 to +60	°C
Storage temperature*1	Tstg	-20 to +80	°C
Reflow soldering conditions*2	Tsol	Peak temperature: 240 °C, twice (see P.6)	-

*1: No dew condensation

When there is a temperature difference between a product and the surrounding area in high humidity environment, dew condensation may occur on the product surface. Dew condensation on the product may cause deterioration in characteristics and reliability.

*2: JEDEC level 5a

Note: Exceeding the absolute maximum ratings even momentarily may cause a drop in product quality. Always be sure to use the product within the absolute maximum ratings.

Electrical and optical characteristics (Ta=25 °C, Vover=3 V, unless otherwise noted)

Parameter	Symbol	S13360			Unit
		-2050VE	-3050VE	-6050VE	
Spectral response range	λ	320 to 900			nm
Peak sensitivity wavelength	λp	450			nm
Photon detection efficiency (λ=λp)*3	PDE	40			%
Dark count*4	Typ.	0.3	0.5	2	Mcps
	Max.	0.9	1.5	6	
Terminal capacitance	Ct	140	320	1300	pF
Gain	M	1.7 × 10 ⁶			-
Breakdown voltage*5	VBR	53 ± 5			V
Recommended operating voltage	Vop	VBR + 3			V
Temperature coefficient of recommended operating voltage	ΔTVop	54			mV/°C

*3: Photon detection efficiency does not include crosstalk or afterpulses.

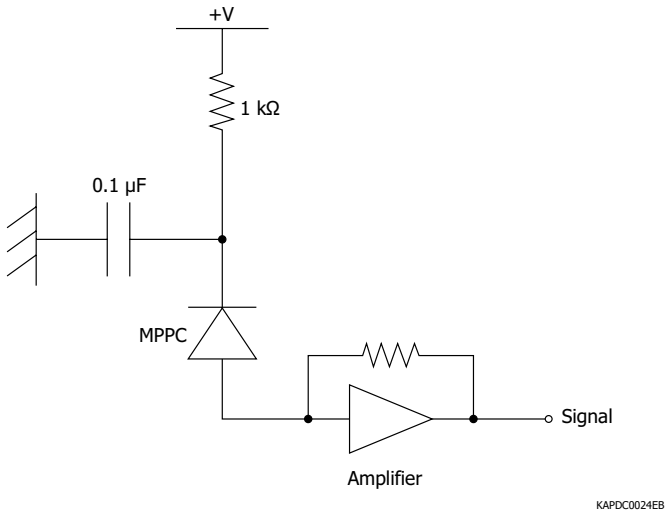
*4: Threshold=0.5 p.e.

*5: If you have any requests of breakdown voltage selection, please feel free to contact us.

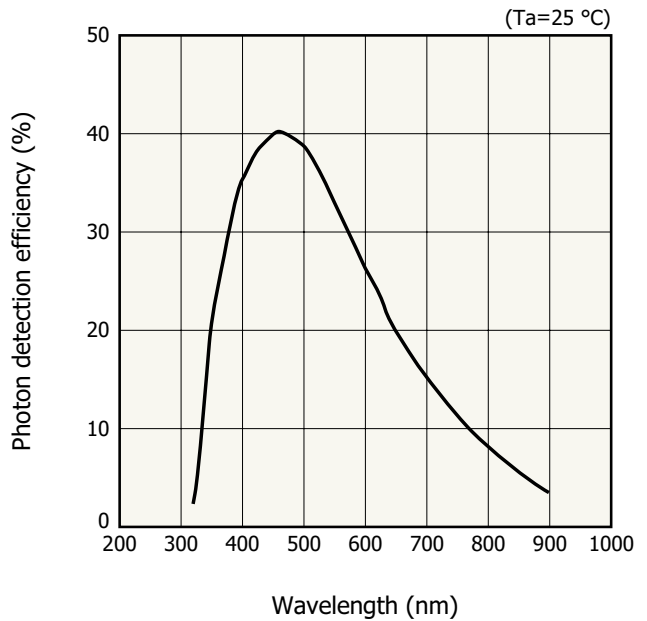
Note: The above characteristics were measured at the operating voltage that yields the listed gain.

(See the data attached to each product.)

Connection example

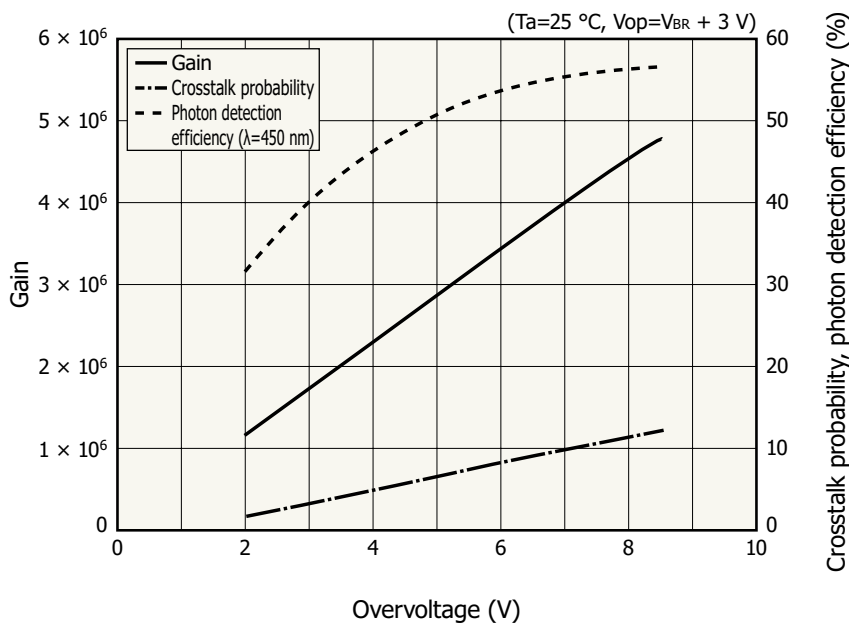


Photon detection efficiency vs. wavelength (typical example)



Photon detection efficiency does not include crosstalk or afterpulses.

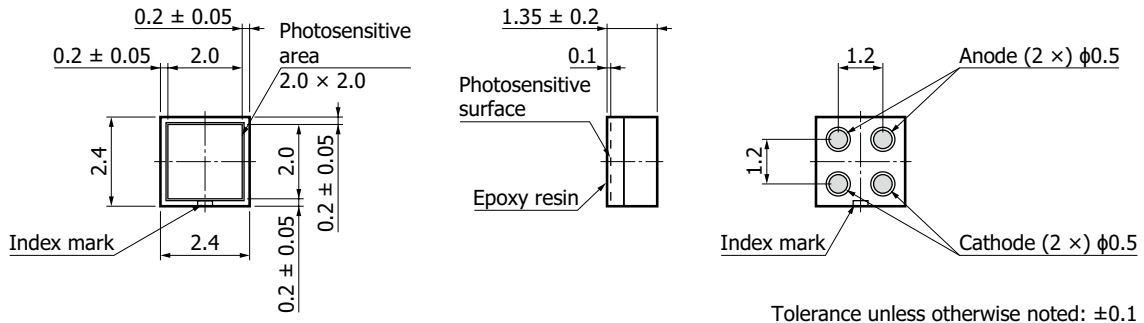
Overvoltage specifications of gain, crosstalk probability, photon detection efficiency (typical example)



MPPC characteristics vary with the operating voltage. Although increasing the operating voltage improves the photon detection efficiency and time resolution, it also increases the dark count and crosstalk at the same time, so an optimum operating voltage must be selected to match the application.

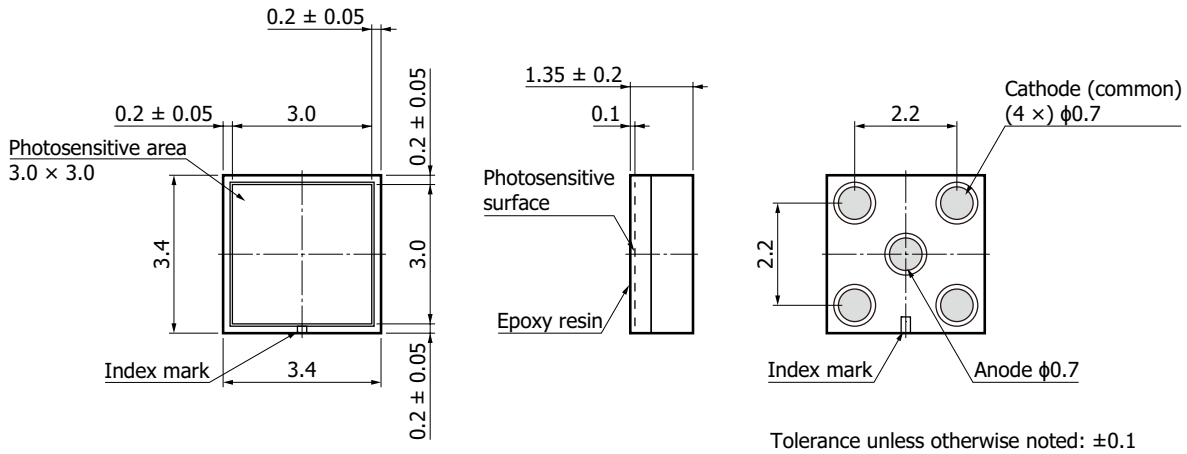
Dimensional outlines (unit: mm)

S13360-2050VE



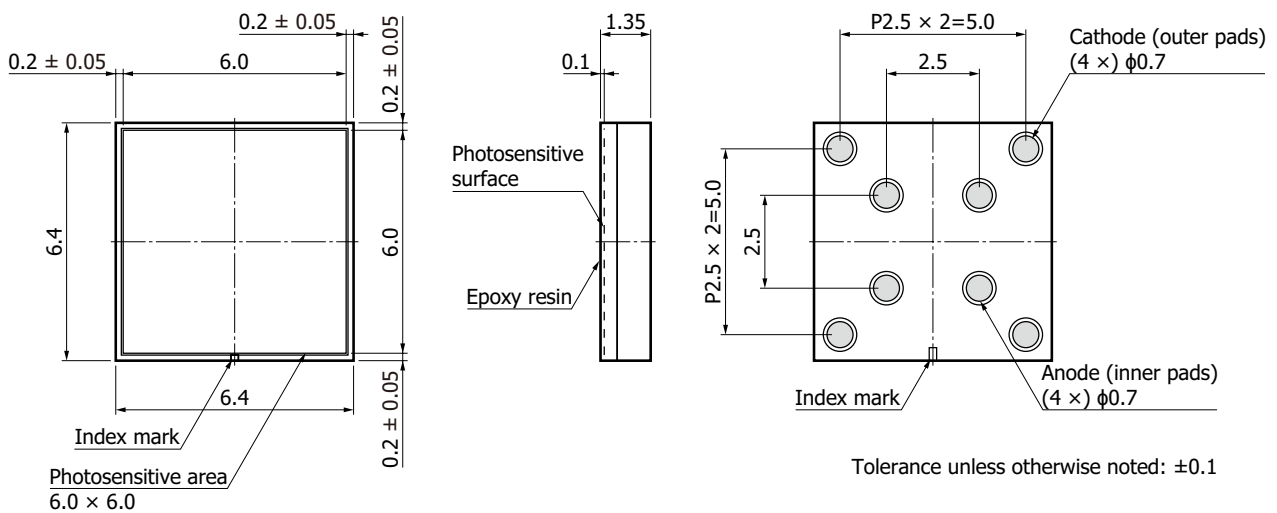
KAPDA0174EA

S13360-3050VE



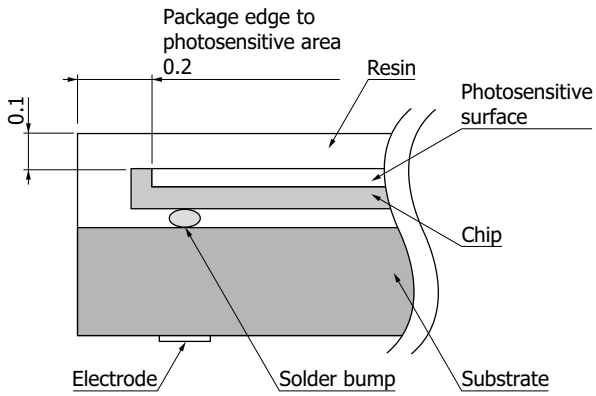
KAPDA0175EA

S13360-6050VE



KAPDA0176EA

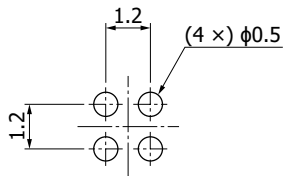
❑ Cross section detail (unit: mm)



KAPDC0059EA

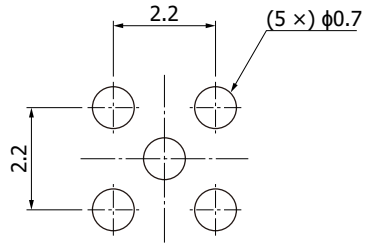
❑ Recommended land pattern (Unit: mm)

S13360-2050VE



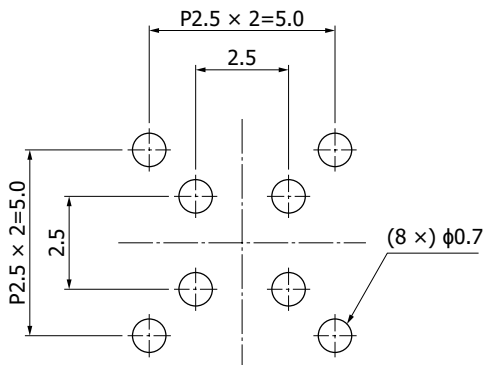
KAPDC0053EB

S13360-3050VE



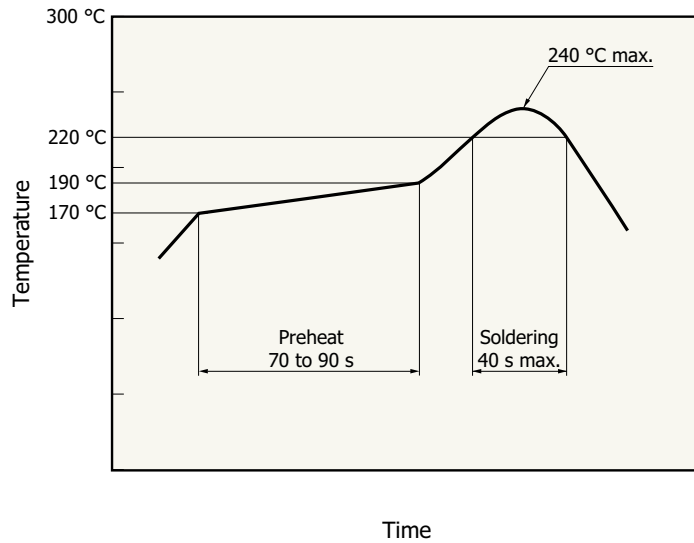
KAPDC0054EA

S13360-6050VE



KAPDC0055EA

Recommended reflow soldering conditions



KPICB0171EA

- This surface mount type package product supports lead-free soldering. After unpacking, store it in an environment at a temperature of 25 °C or less and a humidity of 60% or less, and perform soldering within 24 hours.
- The effect that the product receives during reflow soldering varies depending on the circuit board and reflow oven that are used. Before actual reflow soldering, check for any problems by testing out the reflow soldering methods in advance.
- When 12 or more months have passed or if the packing bag has not been stored in an environment described above, perform baking. For the baking method, see the related information "Precautions / Surface mount type products".

Precautions

- If necessary, incorporate appropriate protective circuits in power supplies, devices, and measuring instruments to prevent overvoltage and overcurrent.

Related product

Power supply for MPPC C11204 series

The C11204 series is a high voltage power supply that is optimized for driving MPPCs. Since it has a temperature compensation function, MPPCs can be driven stably even in environments subject to temperature changes.



C11204-12

C11204-01

Power supplies for MPPC lineup

Type no.	Package type	Temperature stability (ppm/°C)	Voltage boost circuit	MR (magnetic resonance) compatibility	Features
C11204-01	With leads	±10	Yes	-	High precision Low ripple noise
C11204-03	With leads	±10	-	Yes	MR compatible Low price
C11204-04	Surface mount	±30	-	Yes	MR compatible Low price Compact: 11.5 x 11.5 mm
C11204-12	Surface mount	±10	Yes	-	High precision Low ripple noise Compact: 11.5 x 11.5 mm

Related information

www.hamamatsu.com/sp/ssd/doc_en.html

Precautions

- Disclaimer
- Precautions / Metal, ceramic, plastic package products
- Precautions / Surface mount type products

Catalogs

- Technical information / MPPC

MPPC is a registered trademark of Hamamatsu Photonics K.K. (EU, Japan, Korea, Switzerland, UK, U.S.A.)

Information described in this material is current as of November 2024.

Product specifications are subject to change without prior notice due to improvements or other reasons. This document has been carefully prepared and the information contained is believed to be accurate. In rare cases, however, there may be inaccuracies such as text errors. Before using these products, always contact us for the delivery specification sheet to check the latest specifications.

The product warranty is valid for one year after delivery and is limited to product repair or replacement for defects discovered and reported to us within that one year period. However, even if within the warranty period we accept absolutely no liability for any loss caused by natural disasters or improper product use. Copying or reprinting the contents described in this material in whole or in part is prohibited without our prior permission.

HAMAMATSU

www.hamamatsu.com

HAMAMATSU PHOTONICS K.K., Solid State Division

1126-1 Ichino-cho, Chuo-ku, Hamamatsu City, 435-8558 Japan, Telephone: (81)53-434-3311, Fax: (81)53-434-5184

U.S.A.: HAMAMATSU CORPORATION: 360 Foothill Road, Bridgewater, NJ 08807, U.S.A., Telephone: (1)908-231-0960, Fax: (1)908-231-1218

Germany: HAMAMATSU PHOTONICS DEUTSCHLAND GMBH: Arzbergerstr. 10, 82211 Herrsching am Ammersee, Germany, Telephone: (49)8152-375-0, Fax: (49)8152-265-8 E-mail: info@hamamatsu.de

France: HAMAMATSU PHOTONICS FRANCE S.A.R.L.: 19 Rue du Saule Trapu, Parc du Moulin de Massy, 91882 Massy Cedex, France, Telephone: (33)1 69 53 71 00, Fax: (33)1 69 53 71 10 E-mail: infos@hamamatsu.fr

United Kingdom: HAMAMATSU PHOTONICS UK LIMITED: 2 Howard Court, 10 Tewin Road, Welwyn Garden City, Hertfordshire, AL7 1BW, UK, Telephone: (44)1707-294888, Fax: (44)1707-325777 E-mail: info@hamamatsu.co.uk

North Europe: HAMAMATSU PHOTONICS NORDEN AB: Torshamnsgatan 35, 16440 Kista, Sweden, Telephone: (46)8-509-031-00, Fax: (46)8-509-031-01 E-mail: info@hamamatsu.se

Italy: HAMAMATSU PHOTONICS ITALIA S.R.L.: Strada della Moia, 1 int. 6 20044 Arese (Milano), Italy, Telephone: (39)02-93 58 17 33, Fax: (39)02-93 58 17 41 E-mail: info@hamamatsu.it

China: HAMAMATSU PHOTONICS (CHINA) CO., LTD.: 1201, Tower B, Jiaming Center, 27 Dongsanhuan Bellu, Chaoyang District, 100020 Beijing, P.R. China, Telephone: (86)10-6586-6006, Fax: (86)10-6586-2866 E-mail: hpc@hamamatsu.com.cn

Taiwan: HAMAMATSU PHOTONICS TAIWAN CO., LTD.: 13F-1, No.101, Section 2, Gongdao 5th Road, East Dist., Hsinchu City, 300046, Taiwan(R.O.C) Telephone: (886)3-659-0080, Fax: (886)3-659-0081 E-mail: info@hamamatsu.com.tw